

3M 8271
Respirator P95 Particulate
User Instructions
(Keep insert for reference)

TABLE OF CONTENTS

IMPORTANT:.....	3
Use For:.....	3
Do Not Use For:.....	3
Use Instructions:.....	3
Use Limitations:	3
Time Use Limitations:.....	3
Fitting Instructions:.....	4
Removal Instructions:.....	5
NIOSH Approved: P95.....	5



⚠️ WARNING

This respirator helps protect against certain particles. **Misuse may result in sickness or death.** For proper use, see supervisor or instructions or call 3M in U.S.A., 1-800-247-3941. In Canada, call 1 (519) 452-6137 or 1-800-265-1840, ext. 6137.

IMPORTANT:

Before use, wearer must read and understand these *User Instructions*. Keep insert for reference.

Use For:

Solids such as those from processing minerals, coal, iron ore, cotton, flour, and certain other substances. Liquid or oil based particles from sprays that do not also emit vapors.

Do Not Use For:

Paint spray, gases, vapors, asbestos or sandblasting. This respirator does not supply oxygen.

Use Instructions:

1. Failure to follow all instructions and limitations on the use of this respirator and/or failure to wear this respirator during all times of exposure can reduce respirator effectiveness and may result in sickness or death.
2. Before occupational use of this respirator a written respiratory protection program must be implemented meeting all the requirements of OSHA 29 CFR 1910.134 such as training and fit testing and applicable OSHA substance specific standards. In Canada, CSA standard Z94.4-93 requirements must be met.
3. The particles which can be dangerous to your health include those so small that you cannot see them.
4. Leave the contaminated area immediately and contact supervisor if dizziness, irritation, or other distress occurs.
5. Store the respirator away from contaminated areas when not in use.
6. Dispose of used product in accordance with applicable regulations.

Use Limitations:

1. This respirator does not supply oxygen. Do not use in atmospheres containing less than 19.5% oxygen.
2. Do not use when concentrations of contaminants are immediately dangerous to life and health, are unknown or when concentrations exceed 10 times the permissible exposure limit (PEL) or according to specific OSHA standards or applicable government regulations, whichever is lower.
3. Do not alter, abuse or misuse this respirator.
4. Do not use with beards or other facial hair or other conditions that prevent a good seal between the face and the edge of the respirator.

Time Use Limitations:

1. If respirator becomes damaged, soiled, or breathing becomes difficult, leave the contaminated area and dispose of the respirator.

2. If used in environments containing only oil aerosols, dispose of respirator after 40 hours of use or 30 days, whichever is first.

Fitting Instructions:

to be followed each time respirator is worn.

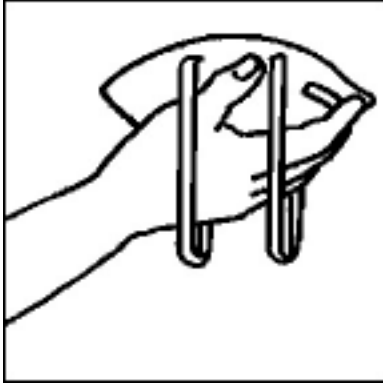


Fig. 1



Fig. 2



Fig. 3




Fig. 4

1. Cup the respirator in your hand, with the nosepiece at your fingertips, allowing the headbands to hang freely below your hand.
2. Position the respirator under your chin with the nosepiece up. Pull the top strap over your head resting it high at the top back of your head. Pull the bottom strap over your head and position it around the neck below the ears.
3. Place your fingertips from both hands at the top of the metal nosepiece. Using two hands, mold the nose area to the shape of your nose by pushing inward while moving your fingertips down both sides of the nosepiece.

! Pinching the nosepiece using one hand may result in improper fit and less effective respirator performance. Use two hands.


4. Perform a User Seal Check prior to each wearing. To check fit, place both hands completely over the respirator and inhale sharply. Be careful not to disturb the position of the respirator. A negative pressure should be felt inside the respirator. If air leaks around nose, readjust the nosepiece as described in step 3. If air leaks at the respirator edges, work the straps back along the sides of your head. **If you CANNOT achieve a proper fit DO NOT enter the contaminated area. See your supervisor.**

Removal Instructions:


See step 2 of *Fitting Instructions* and cup respirator in hand to maintain position on face. Pull bottom strap over head. Still holding respirator in position, pull top strap over head and remove respirator.

NIOSH Approved: P95

At least 95% filtration efficiency against solid and liquid aerosols including oils.



3M
ST. PAUL, MN, USA
1-800-243-4630



THIS RESPIRATOR IS APPROVED ONLY IN THE FOLLOWING CONFIGURATION:

TC ¹	Protection ¹	Respirator					Cautions and Limitations ¹
		R271	R276	R277	R576	R577	
84A-1168	P95	X	X	X	X	X	ABC,IMNP ²

1. PROTECTION
P95 - Particulate Fiber (95% filter efficiency level) effective against all particulate aerosols.

2. CAUTIONS AND LIMITATIONS
 A - Not for use in atmospheres containing less than 19.5 percent oxygen.
 B - Not for use in atmospheres immediately dangerous to life or health.
 C - Do not exceed maximum use concentrations established by regulatory standards.
 J - Failure to properly use and maintain this product could result in injury or death.
 M - All approved respirators shall be selected, fitted, used, and maintained in accordance with MSHA, OSHA, and other applicable regulations.
 N - Never substitute, modify, add, or omit parts. Use only exact replacement parts in the configuration as specified by the manufacturer.
 O - Refer to users instructions, and/or maintenance manuals for information on use and maintenance of these respirators.
 P - NIOSH does not evaluate respirators for use as surgical masks.

This respirator contains no components made from natural rubber latex.

FOR MORE INFORMATION and assistance on 3M occupational health and environmental safety products, contact your local 3M representative or call 3M OH&ESD Technical Service toll free in U.S.A., 1-800-243-4630. In Canada, call Marketing at 1-800-265-1840, ext. 6137 or Technical Service at 1-800-267-4414.

**Exported by:
 3M Occupational Health and
 Environmental Safety Division**

3M Center, Building 275-6W-01
 P.O. Box 33275
 St. Paul, MN 55133-3275
 Made in U.S.A.

©3M 1998

34-7045-2288-6